

Wrenches



RIDGID® Pipe Wrenches are world-renowned for their unsurpassed toughness and serviceability. The original heavy-duty pipe wrench, pictured below, has earned the confidence of pipe professionals for over 80 years because it does the job right the first time, every time. RIDGID Pipe Wrenches are also available in a wide variety of purpose-built configurations, and are available with cast aluminum handles that offer an average 40% weight reduction.

Anatomy of a Legend



Proudly manufactured at RIDGID headquarters in Elyria, Ohio, U.S.A.

RIDGID® Wrenches

- Time-tested designs.
- Often imitated, never duplicated.
- Efficient designs to improve productivity.
- Innovative to provide new solutions to old problems.



Wrench Type	No. of Models	Nom. Size		Capacity		Page
		in.	mm	in.	mm	
Heavy-Duty Pipe Wrenches						
Straight Pipe	10	6 - 60	150 - 1500	¾ - 8	20 - 200	1.2
RapidGrip®	2	10 - 14	250 - 350	1½ - 2	40 - 50	1.2
End Pipe	8	6 - 36	150 - 900	¾ - 5	20 - 125	1.2
Raprench®	1	10	250	1½	40	1.3
Heavy-Duty Offset	3	14 - 24	350 - 600	2 - 3	50 - 80	1.3
Compound Leverage	4	—	—	2 - 8	50 - 200	1.3
Aluminum Pipe Wrenches						
Aluminum Straight	7	10 - 48	250 - 1200	1½ - 6	40 - 150	1.4
Aluminum Offset	3	14 - 24	350 - 600	2 - 3	50 - 80	1.4
Aluminum RapidGrip	2	14 - 18	350 - 450	2 - 3	50 - 80	1.4
Aluminum End	4	10 - 24	250 - 600	1½ - 3	40 - 80	1.5
Specific Purpose Wrenches						
Chain	5	—	—	4 - 7½	100 - 185	1.5
Strap	8	—	—	2 - 5	50 - 125	1.5
Chain Tongs	6	—	—	¼ - 18	13 - 457	1.6
Hex	3	9½ - 20	240 - 500	⅝ - 2⅝	16 - 67	1.6
Spud	1	12	300	⅜ - 2⅝	10 - 67	1.6
Adjustable	8	6 - 24	150 - 600	¾ - 2⅞	20 - 60	1.7
Internal	1	4½	113	1 - 2	25 - 50	1.7
Basin	3	10 - 17	250 - 425	⅜ - 2½	10 - 65	1.7
2-Handle	15	9½ - 29½	245 - 750	½ - 4	15 - 100	1.8
Grip Wrench	5	8½ - 28½	215 - 720	¾ - 3½	20 - 90	1.8
Tongue & Groove Pliers	6	7½ - 16	190 - 406	¾ - 4¼	19 - 108	1.9
Water Pump Pliers	3	6¾ - 11¾	175 - 300	1 - 1½	25 - 40	1.9
Wrench Parts	—	—	—	—	—	1.9

Heavy-Duty Pipe Wrenches

Straight Pipe Wrench

- Sturdy, cast-iron housing and I-beam handle with full floating forged hook jaw, featuring self-cleaning threads with replaceable hook and heel jaws.



Catalog No.	Model No.	Nom. Size ⁽¹⁾		Pipe Capacity ⁽²⁾		Weight		Std. Pack
		in.	mm	in.	mm	lb.	kg	
31000	6	6	150	¾	20	½	0,2	6
31005	8	8	200	1	25	¾	0,3	6
31010	10	10	250	1½	40	1¾	0,8	6
31015	12	12	300	2	50	2¾	1,2	6
31020	14	14	350	2	50	3½	1,6	6
31025	18	18	450	2½	65	5¾	2,6	6
31030	24	24	600	3	80	9¾	4,4	3
31035	36	36	900	5	125	19	8,7	1
31040	48	48	1200	6	150	34¼	15,6	1
31045	60	60	1500	8	200	51¼	23,3	1

RapidGrip®

- Quick one-handed operation makes your jobs move faster.
- The spring-loaded jaw design provides rapid action.
- Unique combination heel/hook jaw design aggressively bites the work piece and ensures a secure grip.



Catalog No.	Model No.	Nom. Size ⁽¹⁾		Pipe Capacity ⁽²⁾		Fittings Capacity ⁽³⁾		Weight		Std. Pack
		in.	mm	in.	mm	in.	mm	lb.	kg	
10348	10	10	250	1½	40	1	25	1,6	0,7	1
10358	14	14	350	2	50	1½	40	3,1	1,4	1

End Pipe Wrench

- Assures a fast and easy grip for pipe working in restricted spaces or close to a wall.
- Provides a faster, easier way to get a grip and long handle swing.
- Ideal for pipe work close to a wall, in tight quarters or in closely-spaced parallel lines.



Catalog No.	Model No.	Nom. Size ⁽¹⁾		Pipe Capacity ⁽²⁾		Weight		Std. Pack
		in.	mm	in.	mm	lb.	kg	
31050	E-6	6	150	¾	20	½	0,2	6
31055	E-8	8	200	1	25	¾	0,3	6
31060	E-10	10	250	1½	40	1¾	0,8	6
31065	E-12	12	300	2	50	2¾	1,2	6
31070	E-14	14	350	2	50	3½	1,6	6
31075	E-18	18	450	2½	65	5¾	2,6	6
31080	E-24	24	600	3	80	9¾	4,4	6
31085	E-36	36	900	5	125	19	8,7	1


(1) Nominal size = length of handle.

(2) Pipe capacity = maximum nominal diameter of steel pipe.

(3) Fittings capacity = maximum nominal diameter of fitting.

Raprench® Wrench

- A deeper and broader hook jaw housing provides a smooth, flat surface that is ideal for occasional use as a hammer.
- Offers all of the same outstanding qualities found in all RIDGID® heavy-duty wrenches.



Catalog No.	Model No.	Nom. Size ⁽¹⁾		Pipe Capacity ⁽²⁾		Weight		Std. Pack
		in.	mm	in.	mm	lb.	kg	
31395	10	10	250	1½	40	2	0,9	6

Heavy-Duty Offset Pipe Wrench

- Features a jaw opening parallel to the handle and a narrower hook jaw head.
- Provides easy entry into tight spots.



Catalog No.	Model No.	Nom. Size ⁽¹⁾		Pipe Capacity ⁽²⁾		Weight		Std. Pack
		in.	mm	in.	mm	lb.	kg	
89435	14	14	350	2	50	2¼	1,0	6
89440	18	18	450	2½	65	5¾	2,6	6
89445	24	24	600	3	80	9¾	4,4	6

Compound Leverage Wrench

- A unique design multiplies the turning force applied to a pipe.
- Ideal for freeing locked couplings and joints frozen by age or damage.
- Replaceable jaws are hardened alloy steel.



Catalog No.	Model No.	Nom. Size ⁽¹⁾		Pipe Capacity ⁽²⁾		Weight		Std. Pack
		in.	mm	in.	mm	lb.	kg	
31375	S-2	–	–	2	50	7¼	3,3	1
31380	S-4A	–	–	5	125	33½	15,2	1
31385	S-6A	–	–	6	150	45½	20,6	1
31390	S-8A	–	–	8	200	68½	31,1	1

(1) Nominal size = length of handle.

(2) Pipe capacity = maximum nominal diameter of steel pipe.



For wrench replacement parts, see page 1.9.

Aluminum Pipe Wrenches

- Nearly 40% lighter than comparable cast-iron wrenches.
- Jaws and all other parts identical to RIDGID® heavy-duty wrenches.

Aluminum Straight Pipe Wrench

- Professional strength in lightweight aluminum.
- Offers the same durability and ease-of-use found in all RIDGID heavy-duty wrenches.



Catalog No.	Model No.	Nom. Size ⁽¹⁾		Pipe Capacity ⁽²⁾		Weight		Std. Pack
		in.	mm	in.	mm	lb.	kg	
31090	810	10	250	1½	40	1	0,4	6
47057	812	12	300	2	50	2½	1,1	6
31095	814	14	350	2	50	2½	1,1	6
31100	818	18	450	2½	65	3¾	1,7	6
31105	824	24	600	3	80	6	2,7	6
31110	836	36	900	5	125	11	5,0	1
31115	848	48	1200	6	150	18½	8,4	1

Aluminum Offset Pipe Wrench

- Features a jaw opening parallel to the handle and a narrower hook jaw head.
- Provides easy entry into tight spots.



Catalog No.	Model No.	Nom. Size ⁽¹⁾		Pipe Capacity ⁽²⁾		Weight		Std. Pack
		in.	mm	in.	mm	lb.	kg	
31120	14	14	350	2	50	2	0,9	6
31125	18	18	450	2½	65	3½	1,6	6
31130	24	24	600	3	80	6	2,7	6

Aluminum RapidGrip® Wrench

- All the great benefits of the heavy-duty RapidGrip wrench.
- 35% lighter than heavy-duty models.
- Ideal for overhead applications.



Catalog No.	Model No.	Nom. Size ⁽¹⁾		Pipe Capacity ⁽²⁾		Fittings Capacity ⁽³⁾		Weight		Std. Pack
		in.	mm	in.	mm	in.	mm	lb.	kg	
12693	14	14	350	2	50	1½	40	2.1	0,9	6
12698	18	18	450	3	80	2½	65	4.3	1,9	6

(1) Nominal size = length of handle.

(2) Pipe capacity = maximum nominal diameter of steel pipe.

(3) Fittings capacity = maximum nominal diameter of fitting.

Aluminum End Wrench

- Ideal for jobs in close quarters and over-head applications.
- Designed for easy access in close parallel lines.
- 40% lighter than heavy-duty wrenches.



Catalog No.	Model No.	Description	Nom. Size ⁽¹⁾		Pipe Capacity ⁽²⁾		Weight		Std. Pack
			in.	mm	in.	mm	lb.	kg	
90107	E-910	Aluminum End	10	250	1½	40	1	0,4	6
90117	E-914	Aluminum End	14	350	2	50	2	0,9	6
90122	E-918	Aluminum End	18	450	2½	65	3	1,4	6
90127	E-924	Aluminum End	24	600	3	80	5	2,2	6

(1) Nominal size = length of handle.

(2) Pipe capacity = maximum nominal diameter of steel pipe.

Chain Wrenches



- A double jaw gives fast, ratchet-like action in either direction.
- The heavy-duty model has replaceable alloy steel jaws.
- The light-duty model has a one-piece forged alloy steel handle and jaw. Ideal for use in close quarters.

Replacement Chains

Model No.	Handle Assy	Jaw Assy	Pin	Chain Assy
C-12	32525	—	32535	32530
C-14	32540	32550	32560	32545
C-18	32565	32575	32580	32570
C-24	32585	32590	32580	32570
C-36	32595	32600	32610	32605

Catalog No.	Model No.	Description	Rated Pipe Capacity ⁽⁴⁾		Actual O.D. Capacity ⁽⁵⁾		Chain Length		Weight		Std. Pack
			in.	mm	in.	mm	in.	mm	lb.	kg	
31310	C-12	Light-Duty Chain	2	50	4	100	15¾	390	1¾	0,8	1
31315	C-14	Heavy-Duty Chain	2	50	5	125	18½	460	2¾	1,2	1
31320	C-18	Heavy-Duty Chain	2½	60	5	125	20¼	500	6	2,7	1
31325	C-24	Heavy-Duty Chain	3	75	5	125	20¼	500	8¼	3,7	1
31330	C-36	Heavy-Duty Chain	4½	110	7½	185	29	725	15¾	7,1	1

(4) Rated pipe capacity = nominal diameter that can be correctly tightened.

(5) Actual O.D. capacity = actual O.D. that can be gripped.

Strap Wrenches

- Best for any polished pipe.
- Strong, woven nylon strap gives tight grip.
- Two models available for plastic pipe.
- Polyurethane-coated strap.



Replacement Straps

Catalog No.	Strap Length		Strap Width		Wrench Model
	in.	mm	in.	mm	
31990	17	425	½	12	31335
32015	17	425	1⅝	30	31340
32020	24	600	1⅝	30	31345
32025	30	760	1⅝	30	31350
32050	29¼	750	1¾	45	31360
32055	48	1200	1¾	45	31365
32035	17	425	1⅞	27	31355
32065	30	760	1¾	45	31370

Catalog No.	Model No.	Handle Length		Strap Length		Strap Width		Pipe Capacity		O.D. Tube Capacity		Weight		Std. Pack
		in.	mm	in.	mm	in.	mm	in.	mm	in.	mm	lb.	kg	
31335	1	11¾	300	17	425	½	12	2	50	3½	90	1¼	0,5	1
31340	2	11¾	300	17	425	1⅝	30	2	50	3½	90	1¾	0,8	1
31345	2	11¾	300	30	760	1⅝	30	2	50	5½	135	1¾	0,8	1
31350	2	11¾	300	24	600	1⅝	30	2	50	5½	135	1¾	0,8	1
31355	2P*	11¾	300	17	425	1⅞	27	2	50	3½	90	1¾	0,8	1
31360	5	18	450	29¼	750	1¾	45	5	125	7	175	2	0,9	1
31365	5	18	450	48	1200	1¾	45	5	125	12	300	2	0,9	1
31370	5P*	18	450	29¼	750	1¾	45	5	125	5½	135	2½	1,0	1

*Strap designed for use with plastic pipe.

Chain Tongs

- Designed and sized to provide extra leverage for the toughest jobs.
- All models feature double-end jaw styles which can be reversed, except Model 3215, which is a single-end tong.

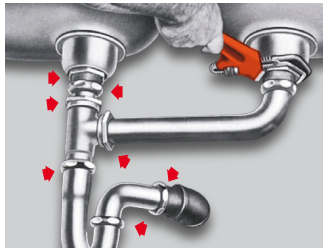


Catalog No.	Model No.	Description	Total Length		Pipe Capacity		Chain Length		Chain Breaking Load*		Weight		Std. Pack
			in.	mm	in.	mm	in.	mm	lb.	kg	lb.	kg	
92660	3215	Single-End	87	2209	4 - 18	114 - 457	74½	1892	56,000	25.401	156	71	1
92665	3229	Double-End	27	686	¼ - 2½	13 - 73	17½	445	13,800	6.260	11	5	1
92670	3231	Double-End	37	939	¾ - 4	26 - 114	22½	572	17,600	7.983	21	10	1
92675	3233	Double-End	44	1117	1 - 6	33 - 168	32	813	20,100	9.117	29	13	1
92680	3235	Double-End	50	1270	1½ - 8	48 - 219	40½	1029	22,000	9.979	39	18	1
92685	3237	Double-End	64	1625	2 - 12	60 - 323	55½	1410	31,000	14.061	67	30	1

*All chains are tested to 2/3 of their breaking strength.

Hex Wrenches

- Hex jaw design gives multi-sided, secure grip on all hex nuts, square nuts, unions and valve packing nuts.
- The extra-wide opening offset model is ideal for securing drain nuts on sinks and tubs.
- Thin, smooth jaws slip into the tightest places.



Catalog No.	Model No.	Description	Nom. Size		Capacity		Weight		Std. Pack
			in.	mm	in.	mm	lb.	kg	
31305	E-110	Offset Hex	9½	240	1½ - 2¾	29 - 67	1½	0,6	6
31275	17	Straight Hex	14½	362	¾ - 1¼	16 - 30	4½	2,0	6
31280	25	Straight Hex	20	500	1 - 2	25 - 50	8¾	4,0	6

Spud Wrench

- 12" Spud Wrench features narrow jaws to fit into tight places.
- Smooth, toothless jaws ideal for square or rectangular stock.



Catalog No.	Model No.	Description	Nom. Size		Capacity		Weight		Std. Pack
			in.	mm	in.	mm	lb.	kg	
31400	—	Spud Wrench	12	300	¾ - 2¾	10 - 67	2½	1,1	6

Adjustable Wrenches

- High grade chrome-vanadium alloy steel.
- Forged and heat-treated for durability.
- Cobalt-plated finish to reduce rust and corrosion.
- Jaw scales in SAE and metric for quick adjustment.
- Plumber's wide-mouth adjustable wrench provides extended tapered jaws and a compact handle for hard to reach areas.




Plumber's Wide-Mouth Adjustable Wrench



Catalog No.	Model No.	Description	Nom. Size ⁽¹⁾		Capacity		Weight		Std. Pack
			in.	mm	in.	mm	lb.	kg	
86902	756	6" Adjustable	6	150	3/4	20	1/4	0,1	1
86907	758	8" Adjustable	8	200	7/8	25	1/2	0,2	1
86912	760	10" Adjustable	10	250	1 1/8	30	3/4	0,3	1
86917	762	12" Adjustable	12	300	1 1/4	40	1 1/2	0,6	1
86922	765	15" Adjustable	15	375	2 1/8	50	3	1,3	1
86927	768	18" Adjustable	18	450	2 3/8	60	5 1/8	2,3	1
86932	774	24" Adjustable	24	600	3 1/8	30	9 1/4	4,2	1
16508	777	8" Plumber's Wide-Mouth Adjustable	8	200	1 5/8	35	1	0,5	2

Internal Wrench

- Holds closet spuds and bath, basin and sink strainers through 2". Use to install or extract 1" through 2" nipples.
- Jaws expand by eccentric action and are reversible for various sizes.



Catalog No.	Model No.	Description	Nom. Size ⁽¹⁾		Pipe Capacity ⁽²⁾		Weight		Std. Pack
			in.	mm	in.	mm	lb.	kg	
31405	342	Internal	4 1/2	113	1 - 2	25 - 50	1 5/8	0,7	1

Basin Wrenches

- Spring-loaded jaws of forged alloy steel provide fast, one-hand ratcheting.
- Tension plug holds head in any position up to 90° angle.
- Telescopic shanks on Models 1017 and 1019 quickly adjust for lengths from 10" to 17".



Catalog No.	Model No.	Description	Nom. Size ⁽¹⁾		Pipe Capacity ⁽²⁾		Weight		Std. Pack
			in.	mm	in.	mm	lb.	kg	
31170	1010	Basin	10	250	3/8 - 1 1/4	10 - 32	1 3/4	0,8	1
31175	1017	Telescoping Basin	10 - 17	250 - 425	3/8 - 1 1/4	10 - 32	2	0,9	1
31180	1019	Telescoping Basin	10 - 17	250 - 425	1 1/4 - 2 1/2	32 - 65	2	0,9	1

(1) Nominal size = length of handle.
 (2) Pipe capacity = maximum nominal diameter of steel pipe.

2-Handle Wrench

- Chrome-vanadium steel.
- Induction hardened jaws.



"S" Jaws Model

Catalog No.	Model No.	Description	Nom. Size ⁽¹⁾		Pipe Capacity ⁽²⁾		Weight		Std. Pack
			in.	mm	in.	mm	lb.	kg	
19261	S-1/2"	"S" Jaws 2-Handle	9½	245	½	15	0.9	0,4	6
19271	S-1"	"S" Jaws 2-Handle	12½	320	1	25	1.8	0,8	6
19281	S-1½"	"S" Jaws 2-Handle	16½	415	1½	40	3.1	1,4	6
19291	S-2"	"S" Jaws 2-Handle	21	534	2	50	5.7	2,6	6
19301	S-3"	"S" Jaws 2-Handle	25	630	3	80	9.3	4,2	6

45° Jaws Model

Catalog No.	Model No.	Description	Nom. Size ⁽¹⁾		Pipe Capacity ⁽²⁾		Weight		Std. Pack
			in.	mm	in.	mm	lb.	kg	
19211	45°-1/2"	45° Jaws 2-Handle	9½	245	½	15	0.9	0,4	6
19221	45°-1"	45° Jaws 2-Handle	12½	320	1	25	1.8	0,8	6
19231	45°-1½"	45° Jaws 2-Handle	16½	415	1½	40	3.1	1,4	6
19241	45°-2"	45° Jaws 2-Handle	21	534	2	50	6	2,7	6
19351	45°-3"	45° Jaws 2-Handle	25	630	3	80	7.7	3,5	6

90° Jaws Model

Catalog No.	Model No.	Description	Nom. Size ⁽¹⁾		Pipe Capacity ⁽²⁾		Weight		Std. Pack
			in.	mm	in.	mm	lb.	kg	
19161	90°-1"	90° Jaws 2-Handle	12	310	1	25	1.8	0,8	6
19171	90°-1½"	90° Jaws 2-Handle	16½	420	1½	40	3.1	1,4	6
19181	90°-2"	90° Jaws 2-Handle	22	560	2	50	6	2,7	6
19191	90°-3"	90° Jaws 2-Handle	24½	625	3	80	9	4,1	6
19201	90°-4"	90° Jaws 2-Handle	29½	750	4	100	10.8	4,9	6

Grip Wrench

- 2-Handle wrench with heavy-duty jaws.



Catalog No.	Model No.	Description	Nom. Size ⁽¹⁾		Pipe Capacity ⁽²⁾		Weight		Std. Pack
			in.	mm	in.	mm	lb.	kg	
18371	1140	Grip Wrench	8½	215	¾	20	0.9	0,4	6
18381	1141	Grip Wrench	11	280	1	25	1.5	0,7	6
18391	1142	Grip Wrench	14¾	375	1½	40	2.9	1,3	6
18401	1143	Grip Wrench	21½	545	2½	65	6.2	2,8	6
27931	1144	Grip Wrench	28½	720	3½	90	11.7	5,3	1

Tongue & Groove Pliers

- Tongue and groove pliers feature a flush rivet design.
- Provide a stronger tool and allow access to tighter areas.



Catalog No.	Model No.	Description	Nom. Size ⁽¹⁾		Pipe Capacity ⁽²⁾		Weight		Std. Pack
			in.	mm	in.	mm	lb.	kg	
62347	707	Tongue & Groove Pliers	7½	190	¾	19	0.75	0.34	6
62352	709	Tongue & Groove Pliers	9½	241	1⅜	30	1.0	0.45	6
16468	710	Wide-Mouth Tongue & Groove Pliers	10½	267	2¼	57	1.1	0.5	6
16473	713	Tongue & Groove Pliers	13	330	2¼	57	1.5	0.68	6
62362	716	Tongue & Groove Pliers	16	406	4¼	108	2.75	1.25	1
80475	734	Water Pump Pliers	10	254	2	51	0.9	0.4	6


Water Pump Pliers

- Extremely durable chrome-vanadium steel.
- New jaw design for instant grip on pipe.
- No need to continually squeeze both handles.



Catalog No.	Model No.	Description	Nom. Size ⁽¹⁾		Pipe Capacity ⁽²⁾		Weight		Std. Pack
			in.	mm	in.	mm	lb.	kg	
18681	175	Water Pump Pliers	6¾	175	1	25	0.4	0.2	6
18691	240	Water Pump Pliers	9½	240	1¼	32	7.6	0.3	6
18701	300	Water Pump Pliers	11¾	300	1½	40	15.2	0.6	6

Wrench Parts: Always Insist On Genuine RIDGID® Parts



Wrench Size		Pipe Cap.	Handle Assembly				Nut	Pin	Heel Jaw & Pin Assembly	Coil & Flat Spring Assembly	Hook Jaw
Str.	End		Straight Iron	Straight Aluminum	End Iron	End Aluminum	Catalog No.	Catalog No.	Catalog No.	Catalog No.	Catalog No.
			Catalog No.	Catalog No.	Catalog No.	Catalog No.					
6	E-6	¾	31420	—	31470	—	31570	31575	31560	31565	31555
8	E-8	1	31425	—	31475	—	31595	31600	31585	31590	31580
10	E-10	1½	31430	31510	31480	93907	31615	31625**	31610	31620	31605
12	E-12	2	31435	49972	31485	—	31645	31650	31635	31640	31630
14	E-14	2	31440	31515	31490	93912	31665	31650**	31635	31660	31655
18	E-18	2½	31445	31520	31495	93917	31685	31690	31675	31680	31670
24	E-24	3	31450	31525	31500	93922	31710	31715	31700	31705	31695
36	E-36	5	31455	31530	31505	—	31735	31740	31725	31730	31720
48	—	6	31460	31535	—	—	31760	31765	31750	31755	31745
60	—	8	31465	—	—	—	31785	31790	31775*	31780	31770
10 Raprench	—	1½	32775	—	—	—	31615	31625	31610	31620	31605

*Use with 60" Hook Jaw catalog number 31770.
 **Pin for 10" Aluminum End Handle Assembly is catalog no. 95402. Pin for 14" Aluminum End Handle Assembly is catalog no. 95407.
 For additional wrench parts, see RIDGID Hand Tool Parts Catalog.