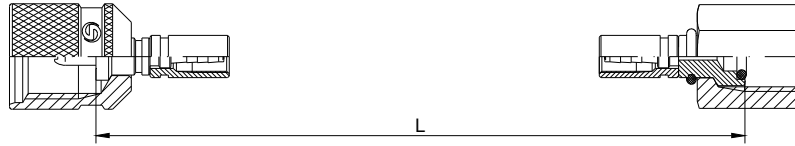


Hose Assembly

construction of the SPRADOW order number for hose assemblies



1-971-xx-xx-xxx-CF

- number of hose length
- connector 2. side
- connector 1. side
- number of hose type

Please take the number for the first and second connector on the following pages.
The lower number of both should be used first.

number of hose length			
hose length	number for length	hose length	number for length
200 mm	010	800 mm	080
250 mm	020	1000 mm	090
300 mm	030	1500 mm	100
400 mm	040	2000 mm	110
500 mm	050	2500 mm	120
630 mm	060	3200 mm	130
750 mm	070	4000 mm	140

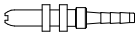

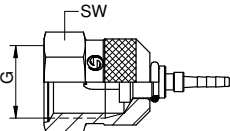
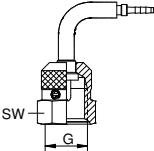
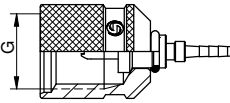
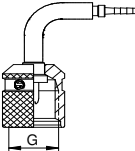
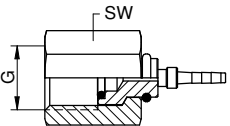
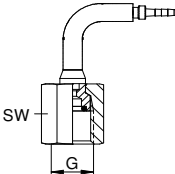
Should you need other length, please use «xxx» as a code on your purchase order or inquiry, putting the desired mm length in brackets. (Example: 1-971-02-04-xxx-CF (5000).)

The information on the definition of the hose assembly lengths, please see the annex.

technical data of the hose fittings

material	steel, 1.0718 (stainless steel upon request)
sealings	NBR (other material upon request)

Hose End Fittings

							connectors for hose	
view	Nr.	G	SW / øD	DN	WP (bar)	without ferrule	description	
	01			2	400	2-971-01-00-001-CF	connector for test coupling series: Steck incl. strap	
	01			4	400	2-971-01-04-001-CF		
	16			2	400	2-971-16-00-001-CF	connector for test coupling series: Steck 90° elbow incl. strap	
	16			4	400	2-971-16-04-001-CF		
	03	M16x2	19	2	630	2-971-03-02-001-CF	connector for test coupling metal cap type A (universal) incl. strap	
	09	M16x1,5	19	2	630	2-971-09-02-001		
	03	M16x2	19	4	630	2-971-03-04-001-CF		
	09	M16x1,5	19	4	630	2-971-09-04-001		
	0J	M16x2	19	2	630	2-971-0J-02-001-CF	connector for test coupling metal cap type A (universal) 90° elbow incl. strap	
	0Z	M16x1,5	19	2	630	2-971-0Z-02-001		
	0J	M16x2	19	4	630	2-971-0J-04-001-CF		
	0Z	M16x1,5	19	4	630	2-971-0Z-04-001		
	04	M16x2		2	630	2-971-04-02-001-CF	connector for test coupling metal cap type B (round) incl. strap	
	10	M16x1,5		2	630	2-971-10-02-001		
	12	S12x1,5		2	630	2-971-12-02-001-CF		
	04	M16x2		4	630	2-971-04-04-001-CF		
	10	M16x1,5		4	630	2-971-10-04-001		
	12	S12x1,5		4	630	2-971-12-04-001-CF		
	50	M16x2		2	630	2-971-50-02-001-CF	connector for test coupling metal cap type B (round) 90° elbow incl. strap	
	61	M16x1,5		2	630	2-971-61-02-001		
	57	S12x1,5		2	630	2-971-57-02-001-CF		
	50	M16x2		4	630	2-971-50-04-001-CF		
	61	M16x1,5		4	630	2-971-61-04-001		
	57	S12x1,5		4	630	2-971-57-04-001-CF		
	02	G 1/4	17	2	630	2-971-02-02-004-CF	pressure gauge connector with Whitworth - thread sealing to pressure gauge by o-ring	
	25	G 1/2	27	2	630	2-971-25-02-001-CF		
	02	G 1/4	17	4	630	2-971-02-04-004-CF		
	25	G 1/2	27	4	630	2-971-25-04-001-CF		
	58	G 1/4	17	2	630	2-971-58-02-001-CF	pressure gauge connector with Whitworth - thread sealing to pressure gauge by o-ring 90° elbow	
	54	G 1/2	27	2	630	2-971-54-02-001-CF		
	58	G 1/4	17	4	630	2-971-58-04-001-CF		
	54	G 1/2	27	4	630	2-971-54-04-001-CF		

Other dimensions on request. We reserve the right to change the technical performance. All dimensions in mm.

Hose End Fittings

connectors for hose

view	no.	G	SW / ϕ D	DN	WP (bar)	without ferrule	description
	26	1/4 NPT	17	2	-	2-971-26-00-001-CF	pressure gauge connector with NPT-thread
	27	1/2 NPT	27	2	-	2-971-27-00-001-CF	
	26	1/4 NPT	17	4	-	2-971-26-04-001-CF	
	27	1/2 NPT	27	4	-	2-971-27-04-001-CF	
	75		8	2	200	2-971-75-00-001-CF	ring connection to hollow screw (RGN)
	75		8	4	200	2-971-75-04-001-CF	
	19	M12x1,5	6L	2	415	2-971-19-02-001-CF	seal cone with o-ring and swivel nut for 24° cone fitting (DKO)
	20	M14x1,5	6S	2	630	2-971-20-02-001-CF	
	21	M14x1,5	8L	2	400	2-971-21-02-001-CF	
	22	M16x1,5	8S	2	630	2-971-22-02-001-CF	
	23	M16x1,5	10L	2	350	2-971-23-02-001-CF	
	24	M18x1,5	10S	2	630	2-971-24-02-001-CF	
	19	M12x1,5	6L	4	415	2-971-19-04-001-CF	
	20	M14x1,5	6S	4	630	2-971-20-04-001-CF	
	21	M14x1,5	8L	4	400	2-971-21-04-001-CF	
	22	M16x1,5	8S	4	630	2-971-22-04-001-CF	
	23	M16x1,5	10L	4	350	2-971-23-04-001-CF	
	24	M18x1,5	10S	4	630	2-971-24-04-001-CF	
	44	M12x1,5	6L	2	415	2-971-44-02-001-CF	seal cone with o-ring and swivel nut for 24° cone fitting (DKO) 90° elbow
	45	M14x1,5	6S	2	630	2-971-45-02-001-CF	
	46	M14x1,5	8L	2	400	2-971-46-02-001-CF	
	47	M16x1,5	8S	2	630	2-971-47-02-001-CF	
	48	M16x1,5	10L	2	350	2-971-48-02-001-CF	
	49	M18x1,5	10S	2	630	2-971-49-02-001-CF	
	44	M12x1,5	6L	4	415	2-971-44-04-001-CF	
	45	M14x1,5	6S	4	630	2-971-45-04-001-CF	
	46	M14x1,5	8L	4	400	2-971-46-04-001-CF	
	47	M16x1,5	8S	4	630	2-971-47-04-001-CF	
48	M16x1,5	10L	4	350	2-971-48-04-001-CF		
49	M18x1,5	10S	4	630	2-971-49-04-001-CF		
	64		4	2	100	2-971-64-00-001-CF	standpipe for use with nut and ring (BE) acc. to DIN 2353
	13		6	2	630 (only with S-nut)	2-971-13-00-001-CF	
	15		8	2	630 (only with S-nut)	2-971-15-00-001-CF	
	64		4	4	100	2-971-64-04-001-CF	
	13		6	4	630 (only with S-nut)	2-971-13-04-001-CF	
15		8	4	630 (only with S-nut)	2-971-15-04-001-CF		
	28		6	2	630 (only with S-nut)	2-971-28-00-001-CF	standpipe for use with nut and ring (BE) acc. to DIN 2353 90° elbow
	94		8	2	630 (only with S-nut)	2-971-94-00-001-CF	
	28		6	4	630 (only with S-nut)	2-971-28-04-001-CF	
	94		8	4	630 (only with S-nut)	2-971-94-04-001-CF	

Other dimensions on request. We reserve the right to change the technical performance. All dimensions in mm.

Hose End Fittings

connectors for hose

view	no.	G	SW / øD	DN	WP (bar)	without ferrule	description	
	32	M12x1,5	17	2	400	2-971-32-00-001-CF	connector with male thread (AGM/AGR) acc. to DIN 3852	
	33	G 1/8 A	14	2	250	2-971-33-00-001-CF		
	34	G 1/4 A	19	2	400	2-971-34-00-001-CF		
	32	M12x1,5	17	4	400	2-971-32-04-001-CF		
	33	G 1/8 A	14	4	250	2-971-33-04-001-CF		
	34	G 1/4 A	19	4	400	2-971-34-04-001-CF		
	35	1/8 NPT	12	2	-	2-971-35-00-001-CF	connector with male thread (AGN) acc. to ANSI-Norm	
	36	1/4 NPT	17	2	-	2-971-36-00-001-CF		
	35	1/8 NPT	12	4	-	2-971-35-04-001-CF		
	36	1/4 NPT	17	4	-	2-971-36-04-001-CF		
	41	7/16 UNF	14	2	310	2-971-41-02-001-CF	connector to fit male connection acc. to SAE J514 (DKJ)	
	42	1/2 UNF	17	2	275	2-971-42-02-001-CF		
	43	9/16 UNF	19	2	275	2-971-43-02-001-CF		
	41	7/16 UNF	14	4	310	2-971-41-04-001-CF		
	42	1/2 UNF	17	4	275	2-971-42-04-001-CF		
	43	9/16 UNF	19	4	275	2-971-43-04-001-CF		
	0K	7/16 UNF	14	2	310	2-971-0K-02-001-CF	connector to fit male connection acc. to SAE J514 (DKJ) 90° elbow	
	1E	9/16 UNF	19	2	275	2-971-1E-02-001-CF		
	0K	7/16 UNF	14	4	310	2-971-0K-04-001-CF		
	1E	9/16 UNF	19	4	275	2-971-1E-04-001-CF		
	37	7/16 UNF	14	2	345	2-971-37-00-001-CF	connector with male thread acc. to SAE J514 (AGJ)	
	38	1/2 UNF	17	2	345	2-971-38-00-001-CF		
	39	9/16 UNF	19	2	345	2-971-39-00-001-CF		
	37	7/16 UNF	14	4	345	2-971-37-04-001-CF		
	38	1/2 UNF	17	4	345	2-971-38-04-001-CF		
	39	9/16 UNF	19	4	345	2-971-39-04-001-CF		
	60	G1/8	14	2	350	2-971-60-02-001-CF	connector with 60° cone (DKR) acc. BS5200	
	40	G1/4	17	2	630	2-971-40-02-001-CF		
	60	G1/8	14	4	350	2-971-60-04-001-CF		
	40	G1/4	17	4	630	2-971-40-04-001-CF		
	L	DA	DI	BLD	PM	DN	part no.	ferrule
	14	8	5,6	4,5	7	2	4-999-03-01-160-CF	
	17	11,5	8,4	7	10	4	6-999-03-01-010-CF	
	L	DI	DN	part no.	bend protection			
	50	7	2	4-946-00-05-020				
	DN	part no.	strap					
	2	4-934-00-08-170						

Other dimensions on request. We reserve the right to change the technical performance. All dimensions in mm.