

# High Lift Stainless Steel Safety Valves



**Applications:**

The Stainless Steel version of the Fig. 500 High Lift Safety Valve has been specifically developed for use where difficult fluids or gases are encountered. Its anti-corrosion properties, high discharge capacities and excellent seat tightness make it an ideal valve for these applications.

**Construction:**

The valve is manufactured from 316 stainless steel and fitted with the proven NABIC resilient PTFE to metal seating design. To improve flow, the internal surface finish of the body is maintained at a high level by utilising the latest investment casting techniques. The unique design allows routine maintenance checks to be carried out with the valve in situ. Installation problems at site are reduced by NABIC offering a range of configurations of flange or screwed connections, the outlet connection being one size larger than the inlet.



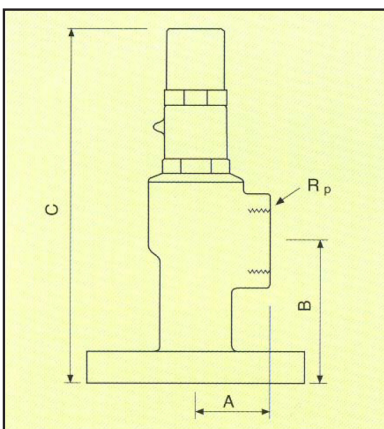
**Body Material:** 316 Stainless Steel

**Max Set Pressure:** 11 bar

**Max Temperature:** 195°C

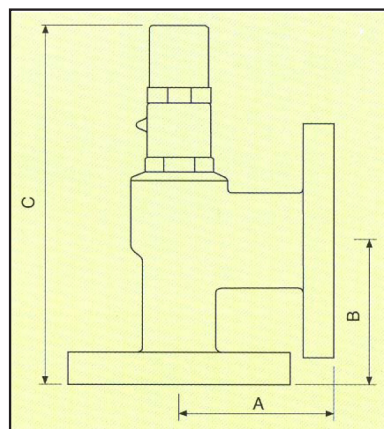


**Fig 500FS**



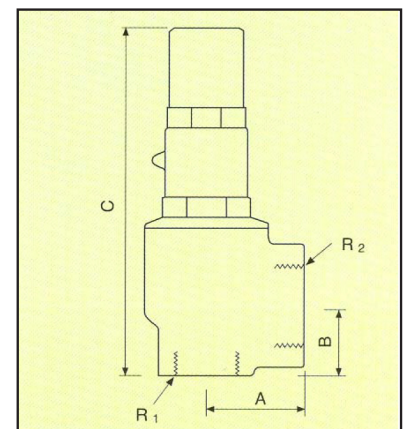
Dimensions				
Size DN	Rp BSP	A mm	B mm	C mm
15	3/4	33	75	170
20	1	39	75	179
25	1.1/4	45	75	197

**Fig 500FS**



Dimensions			
Size DN	A mm	B mm	C mm
15	80	75	170
20	80	75	179
25	90	75	197

**Fig 500FS**



Dimensions					
Size DN	R1 BSP	R2 BSP	A mm	B mm	C mm
15	1/2	3/4	33	24	119
20	3/4	1	39	28	132
25	1	1.1/4	45	35	157