

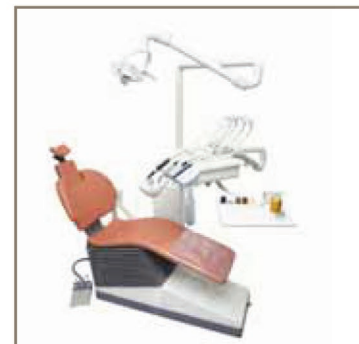


aerospace
 climate control
 electromechanical
 filtration
 fluid & gas handling
 hydraulics
 pneumatics
 process control
 sealing & shielding



LF 3600 Nickel-Plated Brass Instant Fittings

One fitting for all industrial applications!



NEW AND IMPROVED



Welding

Tooling

Painting lines Meat processing

Automotive process



Food process

Coffee machines

Medical equipment

Printing machines

Enhanced technical performance fittings

- > Now resist up to 150°C at 30 bar!
- > Excellent resistance to high pressure and vacuum
- > An HACCP*-improved product with particularly long threads to resist shocks, stress and vibrations
- > Spring collet gripping for long-term resistance
- > Excellent resistance to abrasion and corrosion due to high phosphorus chemical nickel plating
- > Full flow passage, minimal pressure drop

Suitable for many specialized applications

- > Can even be used in the food industry
- > Materials conform to FDA standards and to European Regulation 1935/2004/EC

Time-saving and easy-to install

- > Instant manual connection and disconnection

Extremely compact

- > Overall dimensions are small
- > Interconnectability allows for specific combinations

Unit quality control and dating and traceability of products

- > Guarantees quality

The widest range on the market

- > More than 250 part numbers

* HACCP : Hazard Analysis Critical Control Point

LF 3600 Push-In Fittings

In order to meet your **technical and environment requirements**, Parker Legris designed this range of metal fittings, offering **robustness, reliability** and **resistance to industrial fluids** for the most demanding environments.

Product Advantages

- High Performance**
 - Resistant up to +150°C at 30 bar
 - Excellent mechanical performance
 - Long threads to resist shock and vibration
 - Excellent abrasion and corrosion resistance due to high phosphorus chemical nickel plating
 - Full flow, minimal pressure drop
- Versatility**
 - Materials conform to FDA standards
 - Spring collet gripping system suitable for both metal (grooved) and polymer tubing
 - Excellent resistance to high pressure and vacuum
 - Excellent chemical compatibility
 - More than 250 part numbers
 - One fitting for numerous applications: stock optimisation
 - Manual connection and disconnection
 - Compact and ergonomic
- Reliability**
 - High performance brass for increased lifespan
 - 100% leak-tested in production
 - Date coding to guarantee quality and traceability



- Applications**
- Food Process
 - Coffee Machines
 - In-Plant Automotive
 - Medical Equipment
 - Printing
 - Misting
 - Welding Robots

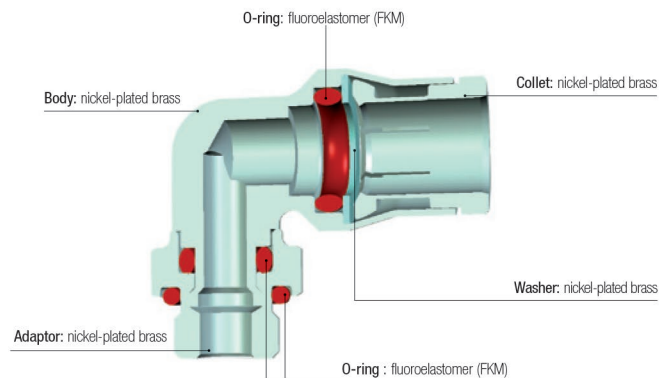
Technical Characteristics

Suitable Fluids	Compressed air, grease, lubricant, water...
Working Pressure	Vacuum to 30 bar (20 bar: 3699, 3609)
Working Temperature	-20°C to +150°C

Maximum Tightening Torque (daN.m)	Thread							
	M5 x0.8	M6 x1	M8 x1	M10 x1	G1/8	G1/4	G3/8	G1/2
	0.16	0.18	0.6	0.8	0.8	1.2	3	3.5

Reliable performance is dependent upon the type of fluid conveyed, component materials and tubing being used.
Use is guaranteed with a vacuum of 755 mm Hg (99% vacuum).

Component Materials



Silicone-free

Regulations

Industrial
ISO 14743: pneumatic transmissions, push-in fittings for thermoplastic tubing
DI: 97/23/EC (PED)
DI: 2002/95/EC (RoHS), 2011/65/EC
RG: 1907/2006 (REACH)
DI: 94/9/EC (ATEX)
UL94 V-0: please consult us

Food
RG: 21CFR (FDA)
RG: 1935/2004/EC (minimum flow 0.02 l/h)
USDA NSF H1: grease
ASTM B733-04: autocatalytic (electroless) nickel-phosphorus coatings

> Technical Specifications

Suitable Fluid	All fluids and gases compatible with the fitting materials. Examples: compressed air, grease, water, food...
Working Pressure	30 bar (limited to 20 bar for compact swivel elbows 3699, 3609)
Working Temperature	-20°C to +150°C
Vacuum	99% (755mmHg)

> Maximum tightening torque for LF 3600, BSPP and metric threads

	Thread	DaN.m
Maximum tightening torque for LF 3600, BSPP and metric threads	M5x0,8	0,16 DaN.m
	G1/8	0,8 DaN.m
	G1/4	1,2 DaN.m
	G3/8	3 DaN.m
	G1/2	3,5 DaN.m

> Tubing

- Polyurethane tubing
- Polyamide tubing
- Polyethylene and fluoropolymer FEP tubing
- Anti-spark tubing

> How to recognize the new generation

The note 150° is mentioned on the packaging label.

OLD NEW

The new seal is dark brown.

The letter P is written on the collet.

Caution : for use at +150°C, 30 bar, it is the user's responsibility to check that the new generation of LF 3600 is indeed used.

> Regulations

The LF 3600 instant fittings conform to the following standards:



All materials in contact with food are in compliance with the American Food and Drug Administration.



All materials in contact with food are in compliance with the European Regulation 1935/2004/EC (minimum flow 0,02 l/h)



NSF H1 grease



Reduction of Hazardous Substances – 2002/95/EC. All products shown in this catalogue are RoHS-certified

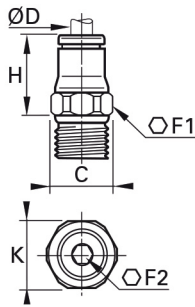
Other compliances:

- DIN 73378: polyamide tubing for use in motor vehicles
- UL 94 V0
- ASTM B733 - 04: for autocatalytic (electroless) nickel-phosphorus coatings on metal
- European Directive ATEX: for devices used in potentially explosive atmospheres

> Our instant fittings are guaranteed silicone-free

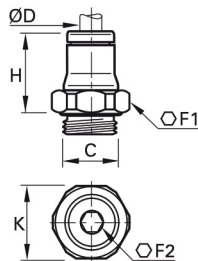
Threaded Fittings

3675 Male stud, BSPT thread



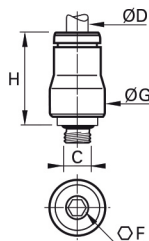
ØD	C		F1	F2	H	K	
4	R1/8	LE-3675 04 10	10	3	15	11	0,009
4	R1/4	LE-3675 04 13	14	3	15	15	0,018
6	R1/8	LE-3675 06 10	13	4	17	14	0,014
6	R1/4	LE-3675 06 13	14	4	17	15	0,019
8	R1/8	LE-3675 08 10	15	5	19	16	0,016
8	R1/4	LE-3675 08 13	15	6	18	16	0,020
8	R3/8	LE-3675 08 17	17	6	18,5	18,5	0,031
10	R1/4	LE-3675 10 13	18	7	23	19,5	0,027
10	R3/8	LE-3675 10 17	18	8	22,5	19,5	0,035
10	R1/2	LE-3675 10 21	22	8	22,5	24	0,057
12	R1/4	LE-3675 12 13	20	7	25,5	22	0,037
12	R3/8	LE-3675 12 17	20	9	24	22	0,035
12	R1/2	LE-3675 12 21	22	10	23	24	0,051
14	R3/8	LE-3675 14 17	22	9	27	24	0,055
14	R1/2	LE-3675 14 21	24	11	26	26	0,063

3601 Male stud, BSPP and metric thread



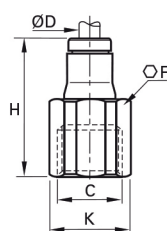
ØD	C		F1	F2	H	K	
4	M5x0,8	LE-3601 04 19	10	2,5	15,5	11	0,006
4	G1/8	LE-3601 04 10	13	3	14,5	14	0,009
4	M6x1	LE-3601 04 52	10	3	16	11	0,007
4	G1/4	LE-3601 04 13	16	3	14,5	17,5	0,015
4	M8x1	LE-3601 04 56	11	3	14,5	12	0,007
6	M5x0,8	LE-3601 06 19	13	2,5	19	14	0,010
6	G1/8	LE-3601 06 10	13	4	17,5	14	0,011
6	M10x1	LE-3601 06 60	13	4	17,5	14	0,010
6	G1/4	LE-3601 06 13	16	4	17	17,5	0,016
8	G1/8	LE-3601 08 10	15	5	20	16	0,015
8	G1/4	LE-3601 08 13	16	6	18	17,5	0,014
8	G3/8	LE-3601 08 17	20	6	19	22	0,028
10	G1/4	LE-3601 10 13	18	7	25	19,5	0,026
10	G3/8	LE-3601 10 17	20	8	22,5	22	0,029
10	G1/2	LE-3601 10 21	24	8	22,5	26	0,045
12	G1/4	LE-3601 12 13	20	7	26,5	22	0,032
12	G3/8	LE-3601 12 17	20	9	26	22	0,037
12	G1/2	LE-3601 12 21	24	10	23,5	26	0,047
14	G3/8	LE-3601 14 17	22	9	28	24	0,039
14	G1/2	LE-3601 14 21	24	11	26,5	26	0,050

3681 Male stud, metric thread



ØD	C		F	G	H	
4	M5x0,8	LE-3681 04 19	2,5	10	16	0,005

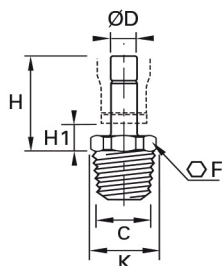
3614 Female stud, BSPP and metric thread



ØD	C		F	H	K	
4	M5x0,8	LE-3614 04 19	10	22	11	0,011
4	G1/8	LE-3614 04 10	14	25	15	0,016
4	G1/4	LE-3614 04 13	17	29	18,5	0,026
6	G1/8	LE-3614 06 10	14	27,5	15	0,019
6	G1/4	LE-3614 06 13	17	31,5	18,5	0,029
8	G1/8	LE-3614 08 10	15	28,5	16	0,022
8	G1/4	LE-3614 08 13	17	32,5	18,5	0,032
10	G3/8	LE-3614 10 17	22	38	24	0,053
12	G3/8	LE-3614 12 17	22	39	24	0,056
12	G1/2	LE-3614 12 21	24	43,5	26	0,063

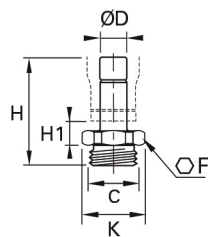
Threaded Fittings

3621 Male stud standpipe, BSPT thread



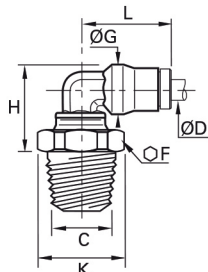
ØD	C		F	H	H1	K	
4	R1/8	LE-3621 04 10	10	21	7	11	0,007
4	R1/4	LE-3621 04 13	14	21	7	15	0,014
6	R1/8	LE-3621 06 10	10	23,5	6,5	11	0,008
6	R1/4	LE-3621 06 13	14	23,5	6,5	15	0,015
8	R1/8	LE-3621 08 10	10	24	6,5	11	0,008
8	R1/4	LE-3621 08 13	14	24	6,5	15	0,016
10	R1/4	LE-3621 10 13	14	22	6,5	15	0,018
10	R3/8	LE-3621 10 17	17	30	7,5	18,5	0,029
12	R3/8	LE-3621 12 17	17	31	7,5	18,5	0,024
12	R1/2	LE-3621 12 21	22	38	7,5	24	0,041
14	R1/2	LE-3621 14 21	22	33	8	24	0,042

3631 Male stud standpipe, BSPP and metric thread



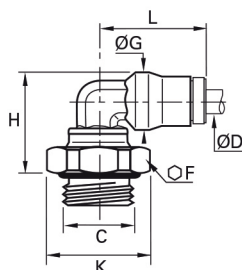
ØD	C		F	H	H1	K	
4	M5x0,8	LE-3631 04 19	13	25,5	7	14	0,003
4	G1/8	LE-3631 04 10	16	25,5	7	17,5	0,007
4	G1/4	LE-3631 04 13	8	26,5	7,5	8,7	0,011
6	G1/8	LE-3631 06 10	13	28	6,5	14	0,008
6	G1/4	LE-3631 06 13	16	29	6,5	17,5	0,012
8	G1/8	LE-3631 08 10	13	28,5	6,5	14	0,009
8	G1/4	LE-3631 08 13	16	29,5	6,5	17,5	0,013
8	G3/8	LE-3631 08 17	20	30,5	7,5	22	0,021
10	G1/4	LE-3631 10 13	16	34,5	6,5	17,5	0,017
10	G3/8	LE-3631 10 17	20	35,5	7,5	22	0,023
10	G1/2	LE-3631 10 21	24	37	7,5	26	0,029
12	G3/8	LE-3631 12 17	20	36,5	7,5	22	0,021
12	G1/2	LE-3631 12 21	24	38	7,5	26	0,031
14	G1/2	LE-3631 14 21	24	40	8	26	0,031

3609 Male stud elbow, BSPT thread



ØD	C		F	G	H	K	L	
4	R1/8	LE-3631 04 19	13	10	15	14	18	0,014
4	R1/4	LE-3631 04 10	14	10	17	15	18	0,020
6	R1/8	LE-3631 04 13	13	12	17,5	14	21,5	0,018
6	R1/4	LE-3631 06 10	14	12	19	15	21,5	0,025
8	R1/8	LE-3631 06 13	13	15	19,5	14	23,5	0,023
8	R1/4	LE-3631 08 10	14	15	21	15	23,5	0,028
8	R3/8	LE-3631 08 13	17	15	21	18,5	23,5	0,034
10	R1/4	LE-3631 08 17	15	17,5	23,5	16	29	0,038
10	R3/8	LE-3631 10 13	17	17,5	25,5	18,5	29	0,042
12	R1/4	LE-3631 10 17	15	19,5	26	16	31	0,052
12	R3/8	LE-3631 10 21	17	19,5	28,5	18,5	31	0,052
12	R1/2	LE-3631 12 17	21	19,5	28,5	23	31	0,070
14	R3/8	LE-3631 12 21	19	21,5	29	21	34	0,066
14	R1/2	LE-3631 14 21	22	21,5	30	26	34	0,076

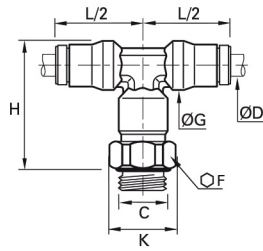
3699 Male stud elbow, BSPP and metric thread



ØD	C		F	G	H	K	L	
4	M5x0,8	LE-3699 04 19	10	10	18	11	18	0,012
4	G1/8	LE-3699 04 10	13	10	17	14	18	0,015
4	M6x1	LE-3699 04 52	10	10	18	11	18	0,012
4	G1/4	LE-3699 04 13	16	10	17,5	17,5	18	0,018
4	M8x1	LE-3699 04 56	11	10	18	12	18	0,013
6	G1/8	LE-3699 06 10	13	12	19	14	21,5	0,018
6	M10x1	LE-3699 06 60	13	12	19	14	21,5	0,018
6	G1/4	LE-3699 06 13	16	12	19,5	17,5	21,5	0,022
8	G1/8	LE-3699 08 10	13	15	20,5	14	23,5	0,023
8	G1/4	LE-3699 08 13	16	15	21,5	17,5	23,5	0,025
8	G3/8	LE-3699 08 17	20	15	21,5	22	23,5	0,033
10	G1/4	LE-3699 10 13	16	17,5	27	17,5	29	0,039
10	G3/8	LE-3699 10 17	20	17,5	25,5	22	29	0,040
12	G1/4	LE-3699 12 13	16	19,5	29,5	17,5	31	0,051
12	G3/8	LE-3699 12 17	20	19,5	28,5	22	31	0,053
12	G1/2	LE-3699 12 21	24	19,5	28,5	26	31	0,060
14	G3/8	LE-3699 14 17	20	21,5	29	22	34	0,060
14	G1/2	LE-3699 14 21	24	21,5	29,5	26	34	0,064

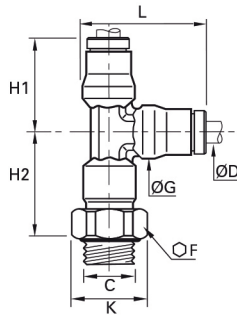
Threaded Fittings

3698 Male stud branch tee, BSPP and metric thread



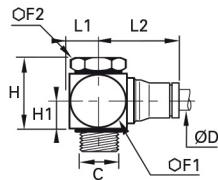
ØD	C		F	G	H	K	L/2	
4	M5x0,8	LE-3698 04 19	10	10	27,5	11	18	0,020
4	G1/8	LE-3698 04 10	13	10	25,5	14	18	0,021
6	G1/8	LE-3698 06 10	13	12	31	14	21,5	0,033
6	G1/4	LE-3698 06 13	16	12	30,5	17,5	21,5	0,034
8	G1/8	LE-3698 08 10	14	15	33,5	15	23,5	0,041
8	G1/4	LE-3698 08 13	16	15	34	17,5	23,5	0,045
10	G1/4	LE-3698 10 13	18	17,5	42	19,5	29	0,066
12	G3/8	LE-3698 12 17	20	19,5	46	22	31	0,100
14	G1/2	LE-3698 14 21	24	21,5	49	26	34	0,109

3693 Male stud run tee, BSPP and metric thread



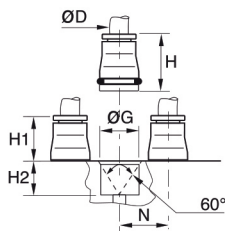
ØD	C		F	G	H1	H2	K	L	
4	M5x0,8	LE-3693 04 19	10	10	18	22,5	11	23	0,020
4	G1/8	LE-3693 04 10	13	10	18	20,5	14	23	0,021
6	G1/8	LE-3693 06 10	13	12	21,5	25	14	28	0,033
6	G1/4	LE-3693 06 13	16	12	21,5	24,5	17,5	28	0,033
8	G1/8	LE-3693 08 10	14	15	23,5	26,5	15	31	0,041
8	G1/4	LE-3693 08 13	16	15	23,5	26,5	17,5	31	0,045
10	G1/4	LE-3693 10 13	18	17,5	29	33	19,5	37,5	0,066
12	G3/8	LE-3693 12 17	20	19,5	31	36,5	22	40,5	0,100
14	G1/2	LE-3693 14 21	24	21,5	34	38,5	26	45	1,129

3618 Single banjo, BSPP and metric thread



ØD	C		F1	F2	H	H1	L1	L2	
4	M5x0,8	LE-3618 04 19	10	8	14,5	6,5	6	18,5	0,011
4	G1/8	LE-3618 04 10	17	14	23	9,5	7,5	20,5	0,041
6	M5x0,8	LE-3618 06 19	10	8	15	7	6	22,5	0,014
6	G1/8	LE-3618 06 10	17	14	23	9,5	7,5	23,5	0,045
6	G1/4	LE-3618 06 13	22	17	22	9	9	25,5	0,068
8	G1/8	LE-3618 08 10	17	14	23	9,5	7,5	26	0,046
8	G1/4	LE-3618 08 13	22	17	22	9	9	26,5	0,066
10	G3/8	LE-3618 10 17	22	22	33	14	10	32	0,105

3600 Cartridge

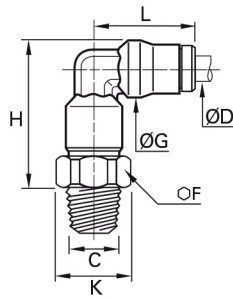


ØD		G	H	H1	H2	N	
4	LE-3600 04 00	10	17	9	8,5	11	0,006
6	LE-3600 06 00	12	19	11	8,5	13,5	0,009
8	LE-3600 08 00	15	21	12,5	8,5	16	0,013
10	LE-3600 10 00	17,5	24,5	14,5	10,5	20	0,020
12	LE-3600 12 00	19,5	25	15	10,5	22,5	0,022
14	LE-3600 14 00	22	28,5	16,5	12	25	0,032

Please consult us for detailed drawings of cavity dimensions and tolerances.

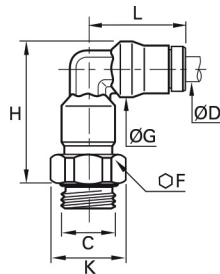
Threaded Fittings

3629 Extended stud elbow, BSPT



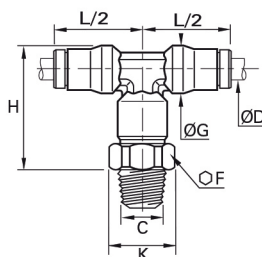
ØD	C		F	G	H	K	L	
4	R1/8	LE-3629 04 10	10	10	24,5	11	18	0,016
6	R1/8	LE-3629 06 10	13	12	29,5	14	21,5	0,025
6	R1/4	LE-3629 06 13	14	12	30,5	15	21,5	0,031
8	R1/8	LE-3629 08 10	14	15	32,5	15	23,5	0,031
8	R1/4	LE-3629 08 13	14	15	34	15	23,5	0,036
10	R1/4	LE-3629 10 13	18	17,5	39	19,5	29	0,053

3669 Extended male stud elbow, BSPP and metric thread



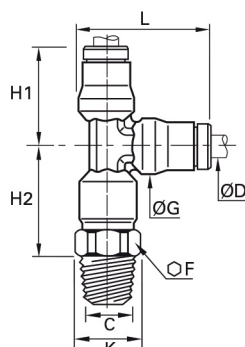
ØD	C		F	G	H	K	L	
4	M5x0,8	LE-3669 04 19	10	10	27,5	11	18	0,015
4	G1/8	LE-3669 04 10	13	10	25,5	14	18	0,017
6	G1/8	LE-3669 06 10	13	12	31	14	18	0,023
6	G1/4	LE-3669 06 13	16	12	30,5	17,5	21,5	0,028
8	G1/8	LE-3669 08 10	14	15	33,5	15	23,5	0,031
8	G1/4	LE-3669 08 13	16	15	34	17,5	23,5	0,036
10	G1/4	LE-3669 10 13	18	17,5	42	19,5	29	0,053
10	G3/8	LE-3669 10 17	20	17,5	41	22	29	0,056
12	G1/4	LE-3669 12 13	20	19,5	47	22	31	0,075
12	G3/8	LE-3669 12 17	20	19,5	46	22	31	0,072
14	G1/2	LE-3669 14 21	24	22	49	26	34	0,094

3608 Male stud branch tee, BSPT thread



ØD	C		F	G	H	K	L/2	
4	R1/8	LE-3608 04 10	10	10	24,5	11	18	0,020
6	R1/8	LE-3608 06 10	13	12	29,5	14	21,5	0,031
6	R1/4	LE-3608 06 13	14	12	30,5	15	21,5	0,041
8	R1/8	LE-3608 08 10	14	15	32,5	15	23,5	0,041
8	R1/4	LE-3608 08 13	14	15	34	15	23,5	0,048
10	R1/4	LE-3608 10 13	18	17,5	39	19,5	29	0,070
10	R3/8	LE-3608 10 17	18	17,5	41	19,5	29	0,074
12	R3/8	LE-3608 12 17	20	19,5	46,5	22	31	0,103
14	R1/2	LE-3608 14 21	22	21,5	50,5	26	34	0,142

3603 Male stud run tee, BSPT thread

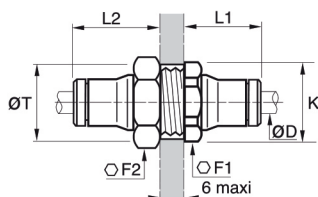


ØD	C		F	G	H1	H2	K	L	
4	R1/8	LE-3603 04 10	10	10	18	19,5	11	23	0,020
6	R1/8	LE-3603 06 10	13	12	21,5	23,5	14	28	0,031
6	R1/4	LE-3603 06 13	14	12	21,5	24,5	15	28	0,041
8	R1/8	LE-3603 08 10	14	15	23,5	25	15	31	0,041
8	R1/4	LE-3603 08 13	14	15	23,5	26,5	15	31	0,048
10	R1/4	LE-3603 10 13	18	17,5	29	30,5	19,5	37,5	0,070
10	R3/8	LE-3603 10 17	18	17,5	29	32,5	19,5	37,5	0,074
12	R3/8	LE-3603 12 17	20	19,5	31	36,5	22	40,5	0,103
14	R1/2	LE-3603 14 21	22	21,5	34	40	24	45	0,142

Bulkhead Connectors and Tube-to-Tube Fittings

3616

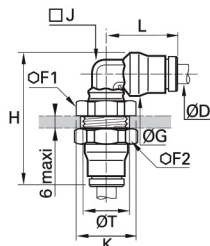
Equal bulkhead connector



ØD		F1	F2	K	L1	L2	T	
4	LE-3616 04 00	13	14	14	14	20	12,5	0,019
6	LE-3616 06 00	16	17	17,5	17	22	15	0,028
8	LE-3616 08 00	18	19	19,5	18,5	23,5	17	0,036
10	LE-3616 10 00	22	27	24	21,5	26,5	21	0,067
12	LE-3616 12 00	24	24	26	23	27	23	0,068
14	LE-3616 14 00	27	27	29,5	25,5	29,5	25	0,089

3639

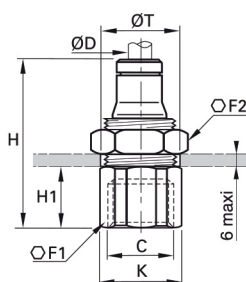
Equal bulkhead elbow



ØD		F1	F2	G	H	J	K	L	T	
4	LE-3639 04 00	13	14	10	35	7	14	18	12,5	0,026
6	LE-3639 06 00	16	17	12	40,5	8	17,5	21,5	15	0,039
8	LE-3639 08 00	18	19	15	44	10	19,5	23,5	17	0,053
10	LE-3639 10 00	22	27	17,5	51	12	24	29	21	0,080
12	LE-3639 12 00	24	24	19,5	55	15	26	31	23	0,091
14	LE-3639 14 00	27	27	21,5	59	16	29,5	34	25	0,114

3636

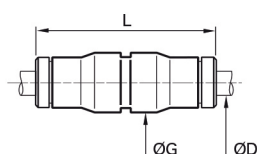
Female bulkhead connector, BSPP thread



ØD	C		F1	F2	H	H1	K	T	
4	G1/8	LE-3636 04 10	14	14	30,5	11	15	13	0,025
6	G1/8	LE-3636 06 10	17	17	33	11	18,5	15	0,038
6	G1/4	LE-3636 06 13	17	17	37	15	18,5	15	0,033
8	G1/8	LE-3636 08 10	19	19	34	10,5	21	17	0,044
8	G1/4	LE-3636 08 13	19	19	38	14,5	21	17	0,053
10	G3/8	LE-3636 10 17	22	27	42,5	16	24	21	0,089
12	G3/8	LE-3636 12 17	24	24	43	16	26	23	0,103
12	G1/2	LE-3636 12 21	27	24	48,5	21,5	29,5	23	0,123

3606

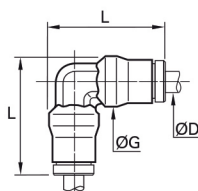
Equal tube-to-tube connector



ØD			G	L	
4	LE-3606 04 00		10	30,5	0,010
6	LE-3606 06 00		12	36,5	0,017
8	LE-3606 08 00		15	37,5	0,021
10	LE-3606 10 00		17,5	47,5	0,036
12	LE-3606 12 00		19,5	50	0,046
14	LE-3606 14 00		21,5	52,5	0,052

3602

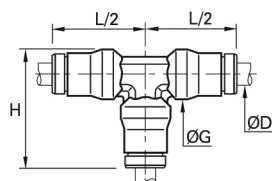
Equal elbow



ØD			G	L	
4	LE-3602 04 00		10	23	0,011
6	LE-3602 06 00		12	28	0,017
8	LE-3602 08 00		15	31	0,023
10	LE-3602 10 00		17,5	37,5	0,036
12	LE-3602 12 00		19,5	40,5	0,046
14	LE-3602 14 00		21,5	45	0,058

3604

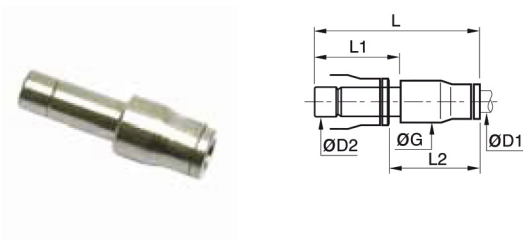
Equal tee



ØD			G	H	L/2	
4	LE-3604 04 00		10	23	18	0,015
6	LE-3604 06 00		12	28	21,5	0,023
8	LE-3604 08 00		15	31	23,5	0,032
10	LE-3604 10 00		17,5	37,5	29	0,049
12	LE-3604 12 00		19,5	40,5	31	0,065
14	LE-3604 14 00		21,5	45	34	0,078

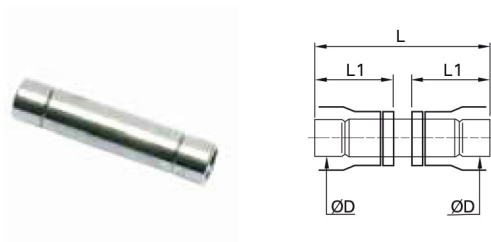
Plug-in Accessories

3666 Plug-in reducer



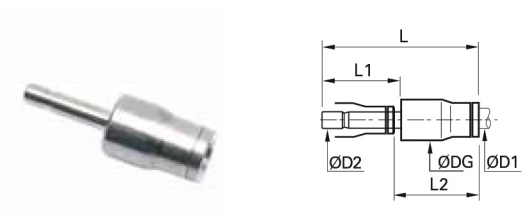
ØD1	ØD2		G	L	L1	L2	
4	6	LE-3666 04 06	10	35	19,5	18	0,008
4	8	LE-3666 04 08	10	35,5	20	18	0,010
6	8	LE-3666 06 08	12	38	20	20,5	0,013
6	10	LE-3666 06 10	12	43,5	25	21	0,015
8	10	LE-3666 08 10	15	44	25	21,5	0,017
8	12	LE-3666 08 12	15	44	26	20,5	0,019
10	12	LE-3666 10 12	17,5	50	26	27	0,028
12	14	LE-3666 12 14	19,5	53	28	28,5	0,039

3620 Double male stem connector



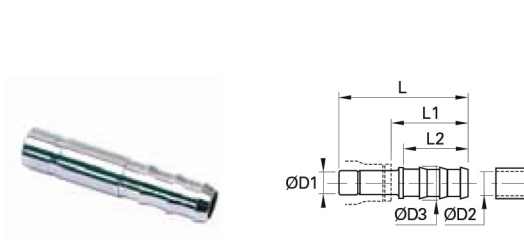
ØD		L	L1	
4	LE-3620 04 00	31	14	0,002
6	LE-3620 06 00	36,5	17	0,005
8	LE-3620 08 00	37,5	17,5	0,007
10	LE-3620 10 00	47,5	22,5	0,010
12	LE-3620 12 00	49,5	23,5	0,014
14	LE-3620 14 00	53	25	0,017

3668 Plug-in increaser



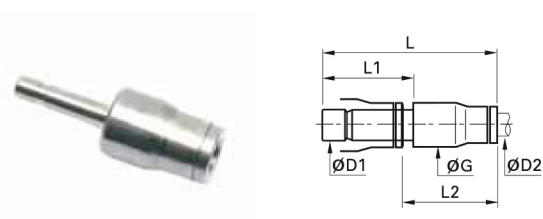
ØD1	ØD2		G	L	L1	L2	
6	4	LE-3668 06 04	12	36	17	21,5	0,010

3622 Plug-in barbed connector



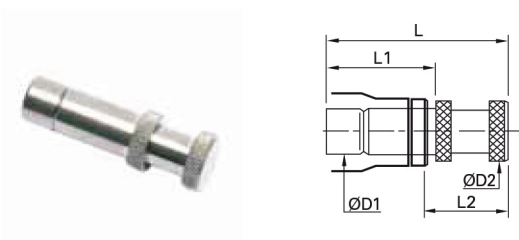
ØD1	ØD2	ØD3		L	L1	L2	
4	3,2	5	LE-3622 04 53	40,5	27	22,5	0,003
4	5	7	LE-3622 04 05	40,5	27	22,5	0,004
6	5	7	LE-3622 06 05	43	27	22,5	0,006
8	6,3	8,3	LE-3622 08 56	42	25	22,5	0,008
8	8	10	LE-3622 08 08	44	27	22,5	0,009
10	6,3	8,3	LE-3622 10 56	47,5	25,5	22,5	0,011
10	8	10	LE-3622 10 08	47,5	25,5	22,5	0,011
12	8	10	LE-3622 12 08	48,5	25,5	22,5	0,013
12	10	12	LE-3622 12 10	48,5	25,5	22,5	0,014
12	12,5	14,5	LE-3622 12 62	57	34	29,5	0,019
14	12,5	14,5	LE-3622 14 62	57,5	33	29,5	0,022
14	14	16	LE-3622 14 14	59,5	35	29,5	0,023

3667 Plug-in metric / imperial adaptor



ØD1	ØD2		G	L	L1	L2	
6	1/4	LE-3667 06 56	12,5	38,5	19,5	21	0,013
10	3/8	LE-3667 10 60	17	49,5	25	27	0,027
12	1/2	LE-3667 12 62	20	51	26	27,5	0,033

3626 Blanking plug



ØD1	ØD2		L	L1	L2	
4	6	LE-3626 04 00	25,5	17	11,5	0,004
6	8	LE-3626 06 00	30,5	19,5	13,5	0,009
8	10	LE-3626 08 00	33	20	16	0,010
10	12	LE-3626 10 00	40	25	18	0,015
12	14	LE-3626 12 00	43	26	20	0,025
14	16	LE-3626 14 00	47	28	22,5	0,029