



Valves

T1100 Series

Block form flow regulators

Bi-directional

1/8, 1/4" BSPP



Compact size/low weight/ in-line units.

High flow performance.

Suitable for panel and wall mounting.

Two gain flow control.

Adjustment can be locked.

Captive regulator needle will not blow out when unscrewed.

Adjusting knob position line

Port size	Function	Max. regulated flow factor C*	Cv	Critical pressure ratio (b)	Min. operating pressure (bar)	kg	Model
1/8"	Bi-directional	0,57	0,14	0,2	0	0,031	T1100C1800
1/4"	Bi-directional	1,3	0,32	0,2	0	0,056	T1100C2800

*C: measured in dm³/(s.bar)

Technical data

Medium:

Compressed air, filtered, lubricated or non-lubricated, inert gases

Operating pressure:

0 to 10 bar

Ambient temperature:

-20°C to +80°C

Consult our Technical Service for use below +2°C.

Materials

Body: aluminium alloy

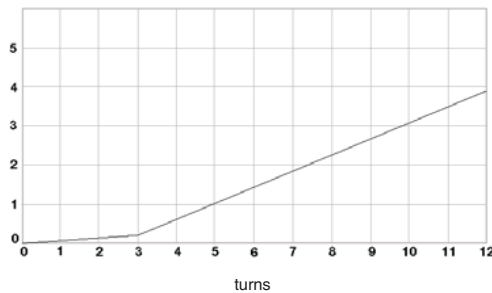
Seals: nitrile

Needle & internal parts: brass

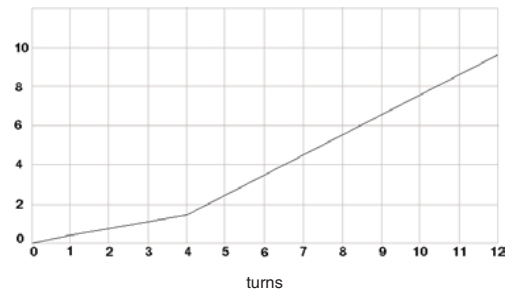
External parts: aluminium alloy

Flow vs turns at 6 bar – flow in dm³/s ANR

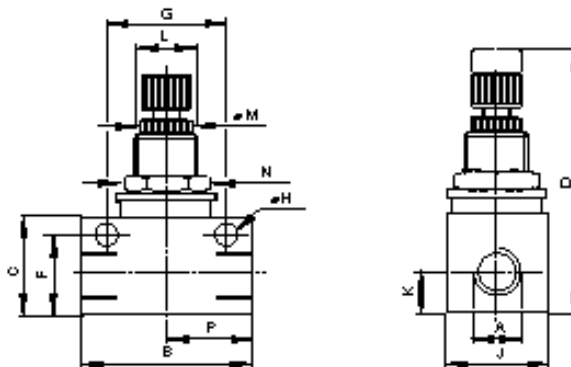
T1100C1800 (1/8 BSPP)



T1100C2800 (1/4 BSPP)



T1100



All sizes in mm.

G according to BS 2779/ISO 228/1.

Note: washer and nut for panel mounting are delivered as standard.

Model	A	B	C	D	F	G	H	J	K	L	M	N (SW)	P	Panel hole	Max. panel thickness
T1100C1800	G 1/8	34,0	20,0	51,0	16,5	24,0	4,5	16,0	8,0	M12 x 1	Ø10	14	17,0	12,5	4,0
T1100C2800	G 1/4	45,0	25,4	61,5	20,8	32,0	4,5	19	9,7	M14 x 1	Ø10	17	22,5	14,5	4,0

For NPT ranges, substitute A at the 6th digit, e.g. T1100A1800